

TOUGH GETS STYLISH

Toughness is in Ford's DNA. And no vehicle better embodies that toughness than the Ford Ranger. The new Ranger now delivers toughness in a highly contemporary and stylish way. Sleek modern headlamps and a prominent chrome grille proudly sporting the Ranger name give the truck a distinctive and classy appearance. While the power dome and over fenders signal the superior performance and functionality that it delivers.



New fender vent with side-turn indicator light



Sporty, stainless steel 16" alloy wheels



Sleek modern headlamps and chrome grille etched with the Ranger name

NEW FORD RANGER



Cool White



Silver Metallic



Titanium Gray



Black Mica



Arizona Gold

BODY COLOR	4X4 XLT (MT)	4X4 XLT (AT)
Cool White	●	●
Silver Metallic	●	●
Arizona Gold	●	●
Titanium Gray	●	●
Black Mica	●	●

Colours shown on printed leaflet provides a representation of the colour and may vary on actual vehicle.

Distributed by
AUTO CONNEXION
A member of the
Ford Group

Authorized Dealers: **KUALA LUMPUR** Cheras Tel: 03-4280 3366 • **SELANGOR** Tanjung Karang Tel: 03-3269 8698 • Petaling Jaya, Federal Highway Tel: 03-7718 1200 • Klang Tel: 03-3165 9868 • **JOHOR** Lebuhraya Raya Pasir Gudang Tel: 07-351 8299 • Batu Pahat Tel: 07-434 2626 • Muar Tel: 06-952 1537 • Segamat Tel: 07-932 2699 • **MELAKA** Taman Melaka Raya Tel: 06-284 3282 • **NEGERI SEMBILAN** Seremban Tel: 06-762 9067 • **KEDAH** Alor Setar Tel: 04-735 5555 • **PERAK** Ipoh Tel: 05-253 3163 • Taiping Tel: 05-848 1999 • Teluk Intan Tel: 05-621 8971 • **PULAU PINANG** Prai Tel: 04-390 2595 • **KELANTAN** Kota Bharu Tel: 09-744 4100 • **TERENGGANU** Kuala Terengganu Tel: 09-622 0955 • **PAHANG** Kuantan Tel: 09-512 6799 • Temerloh Tel: 09-296 3881 • **SARAWAK** Kuching Tel: 082-348 855 • Bintulu Tel: 086-313 219 • Miri Tel: 085-418 366 • Sibiu Tel: 084-310 620 • **SABAH** Kota Kinabalu Tel: 088-425 355 • Sandakan Tel: 089-202 020 • Tawau Tel: 089-775 133 • Labuan Tel: 087-411 163

FOR LEASING OR RENTAL log on to www.simedarbycarrental.com

Ranger Basic Specifications

Feature	Ranger Double Cab 2.5L TDCi 4X4 XLT MT	Ranger Double Cab 2.5L TDCi 4X4 XLT AT
Engine		
Engine Model	WLC	WLC
Type	Inline 4 - cylinder DOHC 16V	Inline 4 - cylinder DOHC 16V
Variable Geometric Turbocharger	S	S
Intercooler	S	S
Displacement (cc)	2499	2499
Bore & Stroke (mm)	93.0 X 92.0	93.0 X 92.0
Compression Ratio	18.0 : 1	18.0 : 1
Maximum Power (bhp (PS)/rpm)	141 (143) / 3500	141 (143) / 3500
Maximum Torque (Nm/rpm)	330 / 1800	330 / 1800
Fuel System	Direct Injection Commonrail	Direct Injection Commonrail
Fuel Tank Capacity (L)	70	70
Transmission		
Type	5 Speed Manual	5 Speed Automatic
1st Gear Ratio	3.905	3.220
2nd Gear Ratio	2.248	2.292
3rd Gear Ratio	1.491	1.550
4th Gear Ratio	1.000	1.000
5th Gear Ratio	0.800	0.710
Reverse Gear Ratio	3.391	3.070
Final Gear Ratio	3.727	3.727
Limited Slip Differential	S	S
4 X 4 Automatic Shift - on - the - Fly	-	S
Brake		
Front	Ventilated Disc	Ventilated Disc
Rear	Drum with LSPV	Drum with LSPV
Steering		
Type	Ball & Nut	Ball & Nut
Power Assisted	S	S
Turning Circle - curb to curb (m)	12.6	12.6
Suspension		
Front	Independent Double Wishbone with Stabilizer	Independent Double Wishbone with Stabilizer
Rear	Rigid Leaf Spring	Rigid Leaf Spring
Wheel		
Type	Alloy Wheel 16"	Alloy Wheel 16"
Tyre		
Front & Rear	245/70R16	245/70R16
Dimension & Weight		
Overall Rear Track (mm)	1470	1470
Wheelbase (mm)	3000	3000
Overall Front Track (mm)	1475	1475
Overall Length (mm)	5173	5173
Overall Width (mm)	1788	1788
Overall Height (mm)	1762	1762
Ground Clearance (mm)	214	214
Curb Weight (kg)	1863	1879
Seating Capacity	5	5
Bed Dimensions (Interior)		
Width (mm)	1458	1458
Length (mm)	1530	1530
Height (mm)	465	465
Exterior		
Front Grille	Chrome	Chrome
Side Mirrors	Chrome	Chrome
Door Handles	Chrome	Chrome
Front Driving Lights	Halogen	Halogen
Front Fog Lights	S	S
Rear Bumper	S	S
Reverse Sensors	S	S
Sport Bar	S	S
Side Step	S	S
Bedliner	S	S
Interior		
Single CD MP3 Player	S (with Auxiliary input)	S (with Auxiliary input)
Speakers	4	4
Tiltable Steering Wheel	S	S (Leather wrapped)
Power Windows	S	S
Electronically Controlled Side Mirrors	S	S
Central Lock	S	S
Seat Material	Fabric	Fabric
Safety		
ABS with EBD	S	S
Brake Assist	S	S
PATS Immobilizer	S	S
Driver Airbag	S	S
Front Passenger Airbag	S	S
Seat Belt Pretensioners	S	S
Side Impact Beam	S	S
Remote Keyless Entry	S	S

Legend: S = Standard



Dealer's Stamp

NEW RANGER

TOUGH GETS STYLISH



BUILT Ford TOUGH



Make Every Day Exciting


1 800 88 3181
ford.net.my



SUPERIOR FUNCTIONALITY



Duratorq Common-Rail TDCi engine delivering high torque (330 Nm) at just 1800 RPM



5-speed Automatic Transmission provides superior fuel efficiency and smooth acceleration



The Double B Pillar structure enhances protection in the event of a side collision



Variable Geometry Turbocharger reduces turbo lag and provides consistent torque across the power band


The new Ford Ranger comes with a choice of 2.5L Commonrail TDCi engines. These 16-valve DOHC engines feature Variable Geometry Turbo (VGT) with intercooler controlled by an intelligent 32-bit ECU which optimizes combustion to deliver a perfect combination of high torque and fuel efficiency.

The Ford Ranger incorporates a unique overlapped cross-braced ladder frame that delivers greater rigidity and durability. The large and strong chassis also ensures superior load-carrying capacity.

COMFORT AND CRAFTSMANSHIP



Stylish instrument cluster with distinctive red illumination



Innovative & practical slide out tray in the instrument panel



MP3/CD player

The new Ford Ranger is designed to give the driver a sense of total confidence, control and peace of mind. It is packed with features such as:


- Front and rear stabilizers for superior road-holding
- Active safety features like 4-wheel ABS with EBD and G-sensor that ensure braking confidence under various road and load conditions
- Passive safety features such as dual front airbags, seat belt pre-tensioner and load limiter system



2-way Limited Slip Differential to power out of any low traction conditions



Front and rear stabilizers add confidence while cornering



ABS brakes with Electronic Brakeforce Distribution (EBD)



Large dual front airbags and high strength safety cage

Once inside the new Ford Ranger you are enveloped by quality and attention to detail. The seats are designed and contoured to ensure support and comfort over long drives. The new red illumination on the instrument cluster enhances both readability and aesthetics. The controls are positioned perfectly for driving ease and the numerous storage areas offer ample space for all your belongings.

DRIVING CONFIDENCE

