

| FordFocus |

Everything you know and love –  
Now even better

## New Added Features

**Duratec Petrol Engine**



**Duratorq Turbo Diesel Engine**



Take on everything the world has to offer with the **Ford Focus**. With its balanced handling coupled with instant response and superb ergonomics, driving is now an experience you'll beg to have over and over again. Stand back as the Focus packs the heat of a **2.0 litre Duratec engine** that is capable of generating a torque of **185Nm at 4500rpm**. Alternatively, you can opt for the **2.0 Duratorq Turbo Diesel with Common Rail Direct Injection** which produces an intense **320Nm of torque at just 2000rpm**. Ease through the immense power from the Duratec 16V engine smoothly by enabling the optional automatic transmission with the Sequential Sports Shift.

**Automatic Transmission**




**Painted Bonnet Lip\***




Just when you thought the **Ford Focus** couldn't get any better, it actually does. Now with a **painted bonnet lip on the 5 door Sport** and a **larger, more stylish black fog-light surround**, enjoy the convenience of optimal lighting and looking great. It'll also have your back in times of need as it comes equipped with automatic headlamps that go on when it's just the right shade of night. We've also thrown in **rain-sensing wiper system** and an **auto-dimming rear view mirror** for your convenience. All these new features supported by the sturdiest of tyres with a brand **new alloy "Y" spokes design on the 5 door Sport petrol and TDCi model**. Best part of all? Whether you like petrol-powered engines or think diesel is more up your alley, the new **Ford Focus** now comes in both. Cruise on sedan-style or in a stylish sporty hatchback, the choice is yours.

**Rain-Sensing Wiper System**



**Auto-Dimming Rear View Mirror**

**Leather Seats\***



**Automatic Headlamps**



**New Alloy "Y" Spokes Design**



\* Only available on Sedan GHIA petrol & TDCi models.



Feel the difference

ford.net.my |  
1 800 88 3181



Drive your **Ford Focus** with peace of mind as its rigid body structure with optimal body control and a ring of protective steel that ensures the safest driving experience. It also comes with a superior braking technology with special sensors that detect when a wheel begins to lock-up and activates the ABS system, helping you steer your car out of harm's way.

Boasting amazing performance backed by top-notch safety measures, the **Ford Focus** isn't just a car that takes you from A to B. It's a car that'll take you where you need to be the way you deserve to be taken.



**Independent Rear Suspension**



**Anti Brake Lock System (ABS)**

# Ford Focus

BODY TYPE	2.0L Sport AT (5dr)	2.0L Ghia AT (4dr)
<b>ENGINE</b> Type Displacement (cc) Maximum Power (ps/rpm) Maximum Torque (Nm/rpm) Fuel Supply System	1-4, DOHC, 16-Valve Duratec 1,999 145 (143hp) / 6000 185 / 4500 Sequential multipoint electronic fuel injection	1-4, DOHC, 16-Valve Duratec 1,999 145 (143hp) / 6000 185 / 4500 Sequential multipoint electronic fuel injection
Fuel tank capacity (Litres) Fuel Rating	55 Unleaded 95 Ron (E20 capable)	55 Unleaded 95 Ron (E20 capable)
<b>STEERING SYSTEM</b> Electronic Hydraulic Power Assist Steering System (EHPAS) Tilt & Telescopic Adjustable Steering Column Steering Wheel	S S 3-spoke Leather	S S 4-spoke Leather
<b>BRAKE SYSTEM</b> Type (Front/Rear)	Ventilated Discs / Solid Discs	Ventilated Discs / Solid Discs
<b>WHEELS / TIRES</b> Wheel Size (Inches) Wheel Type Tire Size	16" x 6.5J Alloy 205 / 55 R16	16" x 6.5J Alloy 205 / 55 R16
<b>SUSPENSION</b> Front Rear	MacPherson Strut Independent Front Suspension w/ Anti-roll Bar Control Blade Multi-Link Independent Rear Suspension w/ Anti-roll Bar	MacPherson Strut Independent Front Suspension w/ Anti-roll Bar Control Blade Multi-Link Independent Rear Suspension w/ Anti-roll Bar
<b>TRANSMISSION</b> Transmission Type	4-speed Automatic (Electronic) w/ Sequential Sport Shift	4-speed Automatic (Electronic) w/ Sequential Sport Shift
<b>EXTERIOR DIMENSIONS</b> Overall Length (mm) Overall Width (mm) Overall Height (mm) Wheelbase (mm)	4,337 2,019 (w/ mirrors) 1,500 2,640	4,481 2,019 (w/ mirrors) 1,497 2,640
<b>COMFORT &amp; CONVENIENCE</b> Power Door Locks & Side View Mirrors; Power Window (one-touch up/down for all windows; Windows Auto Reverse Mechanism (Anti-Jam)) Fuel Door Integrated with power door; Clock Integrated in Audio Power Folding Mirrors	S S	S S
<b>SAFETY &amp; SECURITY</b> Immobilizer System Anti-Lock Braking System (ABS)	S (Electronic Passive Anti-Theft System) S (w/ Electronic Brake-force Distribution)	S (Electronic Passive Anti-Theft System) S (w/ Electronic Brake-force Distribution)
Air Bags (SRS) Driver Front Passenger Crumple Zones ELR Seatbelts 3 Point + 2 Point Center; Manual Child Lock (Rear Door) Center High Mount Stop Lamp Parking Sensors	S S S S S (Spoiler mounted) S (Rear)	S S S S S (Rear) S (Rear)
<b>AUDIO SYSTEMS</b> Head Unit Type Steering Column Mounted Audio Controls Speakers	2-DIN MP3, In-Dash 6 CD, AM/FM Radio w/ Auxiliary Audio Jack S 6-piece	2-DIN MP3, In-Dash 6 CD, AM/FM Radio w/ Auxiliary Audio Jack S 6-piece
<b>HVAC</b> Air-conditioning System	Dual-zone EATC (2-switch, LCD-integrated control system) w/ Heater & Rear Air Vents	Dual-zone EATC (2-switch, LCD-integrated control system) w/ Heater & Rear Air Vents
<b>WARRANTY</b> 3 Years / 100,000 km	S	S

Remark: S = Standard Equipment, -- = Not Available



DIAMOND WHITE



PANTHER BLACK



MOONDUST SILVER



INFRA RED



OCEAN BLUE

Model	Diamond White	Panther Black	MoonDust Silver	Infra Red	Ocean Blue
Ford Focus Sport AT (5DR)	■	■	■	-	■
Ford Focus Sedan Ghia AT (4DR)	■	■	■	■	■
Ford Focus Sport TDCi (5DR)	■	■	-	-	-
Ford Focus Sedan Ghia TDCi (4DR)	■	■	■	-	-

Distributed by:



A Sime Darby Motors Company


Colours shown on printed leaflet provides a representation of the colour and may vary on actual vehicle. Terms and Conditions apply.

Sime Darby Auto Connexion Sdn Bhd reserves the right to make changes in terms of price and accessories level, at any time without prior notice.

# Ford Focus TDCi

BODY TYPE	2.0L Sport TDCi AT (5dr)	2.0L Ghia TDCi AT (4dr)
<b>ENGINE</b> Type Displacement (cc) Maximum Power (ps/rpm) Maximum Torque (Nm/rpm) Fuel Supply System	1-4, Duratorq Turbo Diesel 1,997 134 / 4000 320 / 2000 Direct Injection Commonrail	1-4, Duratorq Turbo Diesel 1,997 134 / 4000 320 / 2000 Direct Injection Commonrail
Fuel tank capacity (Litres) Fuel Rating	53 Diesel (B5 capable)	53 Diesel (B5 capable)
<b>STEERING SYSTEM</b> Electronic Hydraulic Power Assist Steering System (EHPAS) Tilt & Telescopic Adjustable Steering Column Steering Wheel	S S 3-spoke Leather	S S 4-spoke Leather
<b>BRAKE SYSTEM</b> Type (Front/Rear)	Ventilated Discs / Solid Discs	Ventilated Discs / Solid Discs
<b>WHEELS / TIRES</b> Wheel Size (Inches) Wheel Type Tire Size	16" x 6.5J Alloy 205 / 55 R16	16" x 6.5J Alloy 205 / 55 R16
<b>SUSPENSION</b> Front Rear	MacPherson Strut Independent Front Suspension w/ Anti-roll Bar Control Blade Multi-Link Independent Rear Suspension w/ Anti-roll Bar	MacPherson Strut Independent Front Suspension w/ Anti-roll Bar Control Blade Multi-Link Independent Rear Suspension w/ Anti-roll Bar
<b>TRANSMISSION</b> Transmission Type	Powershift® 6-speed - Automatic Transmission	Powershift® 6-speed - Automatic Transmission
<b>EXTERIOR DIMENSIONS</b> Overall Length (mm) Overall Width (mm) Overall Height (mm) Wheelbase (mm)	4,337 2,019 (w/ mirrors) 1,500 2,640	4,481 2,019 (w/ mirrors) 1,497 2,640
<b>COMFORT &amp; CONVENIENCE</b> Power Door Locks & Side View Mirrors; Power Window (one-touch up/down for all windows; Windows Auto Reverse Mechanism (Anti-Jam)) Fuel Door Integrated with power door; Clock Integrated in Audio Power Folding Mirrors	S S	S S
<b>SAFETY &amp; SECURITY</b> Immobilizer System Anti-Lock Braking System (ABS)	S (Electronic Passive Anti-Theft System) S + ESP & TCS (with EBD)	S (Electronic Passive Anti-Theft System) S + ESP & TCS (with EBD)
Air Bags (SRS) Driver Front Passenger Crumple Zones ELR Seatbelts 3 Point + 2 Point Center; Manual Child Lock (Rear Door) Center High Mount Stop Lamp Parking Sensors	S S S S S (Spoiler mounted) S (Rear)	S S S S S (Spoiler mounted) S (Rear)
<b>AUDIO SYSTEMS</b> Head Unit Type Steering Column Mounted Audio Controls Speakers	2-DIN MP3, In-Dash 6 CD, AM/FM Radio w/ Auxiliary Audio Jack S 6-piece	2-DIN MP3, In-Dash 6 CD, AM/FM Radio w/ Auxiliary Audio Jack S 6-piece
<b>HVAC</b> Air-conditioning System	Dual-zone EATC (2-switch, LCD-integrated control system) w/ Heater & Rear Air Vents	Dual-zone EATC (2-switch, LCD-integrated control system) w/ Heater & Rear Air Vents
<b>WARRANTY</b> 3 Years / 100,000 km	S	S

Dealer's Stamp



# FordFocus TDCi

## With great power comes little appetite for fuel

Packing a mean biodiesel-ready 2.0 litre DuraTorq turbodiesel engine under its hood, it offers an awesome 320Nm torque at 2,000rpm and is yet still frugal when it comes to fuel efficiency. It also comes with a 6-speed automatic Powershift dual-clutch transmission, letting you pull off seamless gearshifts at a mere 0.02 seconds. Crafted with Ford's 'Kinetic Design' in mind, dressing all that power is a sleek exterior that will make jaws drop. Available in both Hatchback and Sedan Ghia, paired with its incredible fuel efficiency (5.8L per 100km) and commanding performance, the Focus TDCi roars on ahead of its pack.

### Available in Sedan Ghia and Sport TDCi



Powershift - Dual Clutch 6-Speed Automatic Transmission



Electronic Stability Program (ESP)



Traction Control System (TCS)



Best-in-class Torque 320Nm@2000rpm

Control Blade Rear Suspension (Driving Dynamics)




Allergy Tested Leather Interior



Halogen Headlamps with Foglamps



16" Alloy Rims



Stylish Fog-Light Surround\*

\* Only available on TDCi model only.

